

# Electronics Sourcing

**TOP 10**  
INDEPENDENT  
AUTHORIZED  
DISTRIBUTOR  
REPORT  
**2025**

Provided by Electronics  
Sourcing's Data & Software  
Analyst, Thomas Smart

## The Top 10 Global Independent Distributors 2025

**T**his year's report shows Kaga Electronics topping the independent distributors list globally with \$3.62b in global sales, followed by Shenzhen Huaqiang 深圳华强 with \$3.05b and Smith with \$2.60b. The slowdown in market conditions has

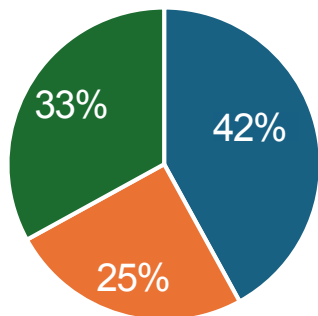
seen a reverse in growth compared to 2023 with Smith topping the table with a 34.7 per cent increase on 2023. The USA is on top by sales by headquarters location comprising 39.3 per cent of total top 10 sales, followed by China with 31.8 per cent and rounding off the top three with Japan at 28.9 per cent.

Rank	Company	Headquarters	Share of Top 10 Total Sales (%)	2024 Worldwide Revenue	2023 Worldwide Revenue (\$ Millions)	% Change	Type**	Total no. of Employees	Sales per Employee
1	Kaga Electronics	Japan	28%	\$3,620,019,093 <sup>1*</sup>	\$3,369,900,000	7.4%	1	N/A	N/A
2	Shenzhen Huaqiang 深圳华强	China	24%	\$3,051,567,080 <sup>2*</sup>	\$2,915,200,000	4.7%	1	N/A	N/A
3	Smith	USA	20%	\$2,600,000,000	\$1,930,000,000	34.7%	1	900	\$2,888,889
4	NewPower Worldwide	USA	18%	\$2,255,000,000	\$2,172,000,000	3.8%	1	155	\$14,548,387
5	WIN SOURCE ELECTRONICS	China	4%	\$568,000,000	\$527,000,000	7.8%	1	318	\$1,786,164
6	Quiksol International Components	Singapore	2%	\$320,000,000	\$417,000,000	-23.3%	1	180	\$1,777,778
7	Shenzhen Unibetter Technology Co.,ltd	China	2%	\$240,000,000	\$240,000,000	0.0%	1	210	\$1,142,857
8	Cytech Systems Limited	China	1%	\$125,000,000	\$120,000,000	4.2%	1	110	\$1,136,364
9	Freedom USA	USA	>1%	\$48,000,000	N/A	N/A	1	51	\$941,176
10	4 Star Electronics, Inc.	USA	>1%	\$15,000,000	\$29,000,000	-48.3%	1	35	\$428,571

<sup>1\*</sup> Covered from JP¥ at a rate of 0.0067 - Date 07/31/25  
<sup>2\*</sup> Covered from CN¥ at a rate of 0.139 - Date 07/31/25

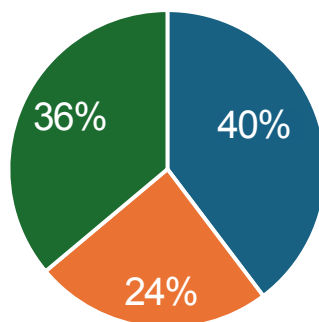
\*\*Type of Distributor: 1 = Broadline; 2 = Specialized; 3 = High Service/E-Catalog; 4 = Limited Line

### Percent of Sales by Region 2024

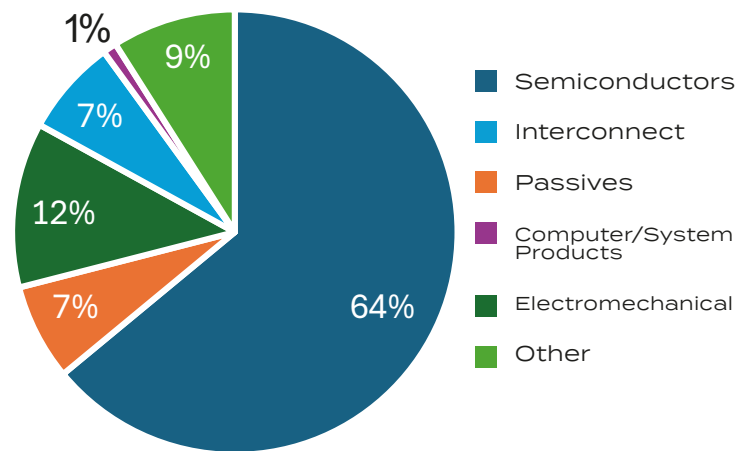


- Americas
- EMEA
- Asia

### 2023



### Percent of Sales by Component Type 2024



- Semiconductors
- Interconnect
- Passives
- Computer/System Products
- Electromechanical
- Other